

Iraq Stock Exchange



Trading Session Tuesday 21/5/2024 -

Traded Volume 1,028,750,022

ISX Index 60 987.87

Previous ISX Index60 997.41

Change % -0.96

Change -9.54

Listed Companies 103

Traded Companies 38

General Assembly Co. 4

Suspended Co. 2

Bulletin No (95) of 2024

Traded Value 1,074,303,685 Trades 391

ISX Index 15 1069.66

Previous ISX Index15 1072.11

Change % -0.23

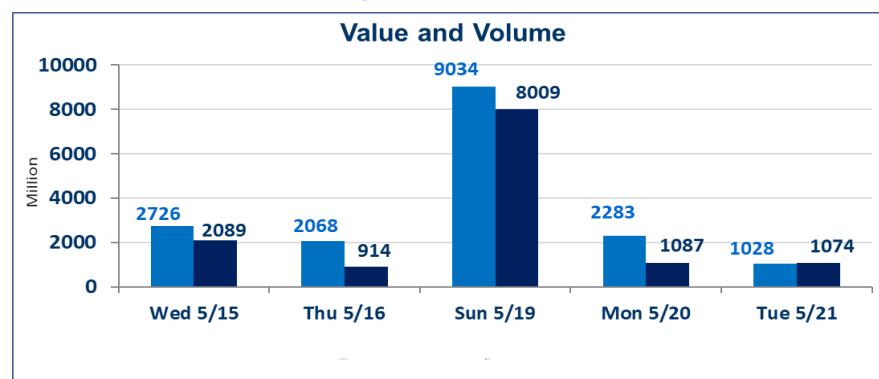
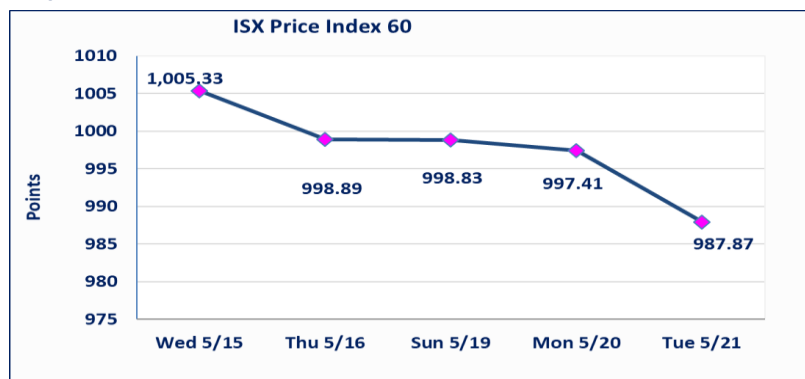
Change -2.45

Non Traded Co. 59

High Companies 6

Low Companies 11

Un Listed Companies OTC 2



Special Orders Al Elaf brokerage Firms (Buy) & (Sell) executed International Cross to Al Mustashar Bank with volume (354,115,226) share and value (354,115,226) IQD, on an additional session time after 12 o'clock .

Gainers

Company Name	Closing Price	Change (%)	Traded Volume
Union Bank of Iraq	0.220	10.00	492,252
Electronic Industries	0.750	1.35	10,000
Asia Cell Telecommunication	9.520	1.28	28,842,909
Iraqi Marketing Date	1.640	1.23	500,000
Metallic Industries and Bicycles	1.820	0.55	1,000,000

Losers

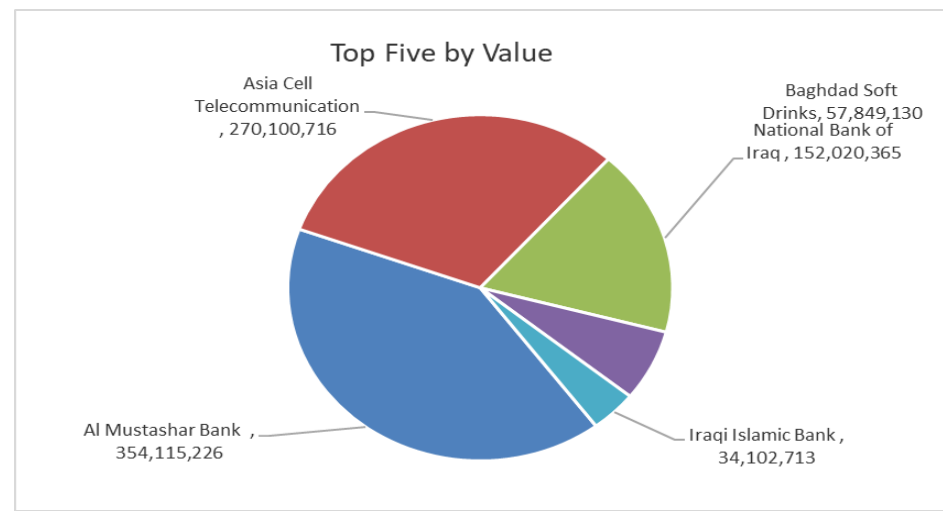
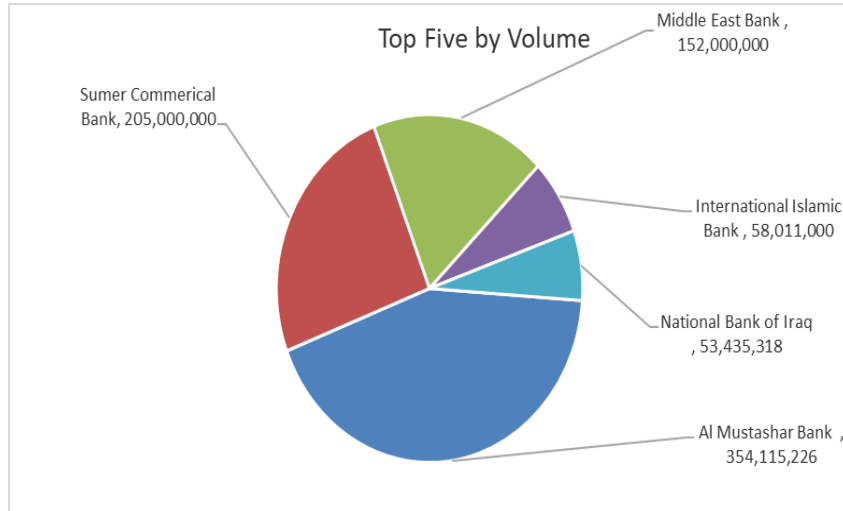
Company Name	Closing Price	Change (%)	Traded Volume
Al Attaa Islamic Bank	0.130	-7.14	319,000
Al -Hamraa Insurance	0.950	-5.00	1,000,000
Al-Ameen Estate Investment	2.690	-3.93	2,950,000
National Bank of Iraq	2.890	-3.67	53,435,318
Baghdad Soft Drinks	4.200	-3.45	13,445,695

Traded Volume

Company Name	Closing Price	Change (%)	Traded Volume
Al Mustashar Bank	1.000	0.00	354,115,226
Sumer Commerical Bank	0.100	0.00	205,000,000
Middle East Bank	0.120	0.00	152,000,000
International Islamic Bank	0.270	0.00	58,011,000
National Bank of Iraq	2.890	-3.67	53,435,318

Traded Value

Company Name	Closing Price	Change (%)	Traded Value
Al Mustashar Bank	1.000	0.00	354,115,226
Asia Cell Telecommunication	9.520	1.28	270,100,716
National Bank of Iraq	2.890	-3.67	152,020,365
Baghdad Soft Drinks	4.200	-3.45	57,849,130
Iraqi Islamic Bank	1.200	-2.44	34,102,713



Regular Market Bulletin No (95)



Company Name	Code	opening Price	highest price	lowest price	Average price	Prev Average price	Closing Price	prev closing price	change (%)	No.of Trades	Traded Volume	Traded Value
Banks Sector												
Ashur International Bank	BASH	0.300	0.300	0.300	0.300	0.300	0.300	0.300	0.00	7	5,649,701	1,694,910
Commercial Bank of Iraq	BCOI	0.890	0.890	0.890	0.890	0.880	0.890	0.910	-2.20	13	12,547,479	11,167,256
Economy Bank	BEFI	0.220	0.220	0.220	0.220	0.220	0.220	0.220	0.00	1	2,000,000	440,000
Gulf Commercial Bank	BGUC	0.270	0.270	0.270	0.270	0.270	0.270	0.270	0.00	8	35,000,000	9,450,000
Investment Bank of Iraq	BIBI	0.380	0.380	0.380	0.380	0.380	0.380	0.380	0.00	9	23,585,566	8,962,515
Iraqi Islamic Bank	BIIB	1.230	1.240	1.200	1.210	1.240	1.200	1.230	-2.44	32	28,185,000	34,102,713
Middle East Bank	BIME	0.120	0.120	0.120	0.120	0.120	0.120	0.120	0.00	13	152,000,000	18,240,000
Kurdistan International Bank	BKUI	0.850	0.850	0.850	0.850	0.850	0.850	0.850	0.00	1	971,883	826,101
National Bank of Iraq	BNOI	2.960	2.960	2.820	2.840	3.000	2.890	3.000	-3.67	106	53,435,318	152,020,365
Sumer Commerical Bank	BSUC	0.100	0.100	0.100	0.100	0.100	0.100	0.100	0.00	6	205,000,000	20,500,000
Al-Taif Islamic Bank	BTIB	0.700	0.700	0.700	0.700	0.700	0.700	0.700	0.00	1	21,300	14,910
Union Bank of Iraq	BUOI	0.220	0.220	0.220	0.220	0.200	0.220	0.200	10.00	2	492,252	108,295
Total Of Banks Sector										199	518,888,499	257,527,065
Telecommunication Sector												
Asia Cell Telecommunication	TASC	9.400	9.520	9.320	9.360	9.420	9.520	9.400	1.28	68	28,842,909	270,100,716
Al-Khatem Telecoms	TZNI	2.600	2.600	2.600	2.600	2.600	2.600	2.600	0.00	1	5,000	13,000
Total Of Telecommunication										69	28,847,909	270,113,716
Insurance Sector												
Dar Al-Salam for Insurance	NDSA	0.800	0.800	0.800	0.800	0.800	0.800	0.800	0.00	1	4,500,000	3,600,000
Total Of InsuranceSector										1	4,500,000	3,600,000
Services Sector												
Baghdad -Iraq Transportatio	SBPT	37.250	37.250	37.250	37.250	37.250	37.250	37.250	0.00	1	150,000	5,587,500
Kharkh Tour Amuzement Cit	SKTA	4.650	4.650	4.650	4.650	4.650	4.650	4.650	0.00	6	2,210,000	10,276,500
Mamoura Realestate Invest	SMRI	7.000	7.000	7.000	7.000	7.000	7.000	7.000	0.00	1	1,000,000	7,000,000
Total Of Services Sector										8	3,360,000	22,864,000
Industry Sector												
Baghdad Soft Drinks	IBSD	4.350	4.350	4.200	4.300	4.350	4.200	4.350	-3.45	31	13,445,695	57,849,130
Iraqi Marketing Date	IIDP	1.640	1.640	1.640	1.640	1.620	1.640	1.620	1.23	2	500,000	820,000
Al-Mansour Pharmaceutical	IMAP	1.850	1.860	1.830	1.850	1.850	1.840	1.860	-1.08	22	14,836,008	27,388,454
Metallic Industries and Bicy	IMIB	1.820	1.820	1.820	1.820	1.810	1.820	1.810	0.55	1	1,000,000	1,820,000
Total Of Industry Sector										56	29,781,703	87,877,584
Hotels Sector												
Baghdad Hotel	HBAG	10.900	10.900	10.900	10.900	10.900	10.900	10.900	0.00	1	1,000,000	10,900,000
Ishtar Hotel	HISH	9.600	9.600	9.600	9.600	9.680	9.600	9.650	-0.52	4	399,000	3,830,400
Total Of Hotels Sector										5	1,399,000	14,730,400
Agriculture Sector												
Iraqi for Seed Production	AISP	8.070	8.100	8.050	8.060	8.040	8.050	8.020	0.37	12	1,600,552	12,907,971
Middle East for Production-	AMEF	7.400	7.400	7.400	7.400	7.400	7.400	7.400	0.00	1	140,541	1,040,003
Total Of Agriculture Sector										13	1,741,093	13,947,975
Total Of Regular										351	588,518,204	670,660,740

Non Regular Market Bulletin No (95)

Company Name	Code	opening Price	highest price	lowest price	Average price	Prev Average price	Closing Price	prev closing price	change (%)	No.of Trades	Traded Volume	Traded Value
Banks Sector												
International Islamic Bank	BINT	0.270	0.270	0.270	0.270	0.310	0.270	0.270	0.00	4	58,011,000	15,662,970
Al Attaa Islamic Bank	BLAD	0.130	0.130	0.130	0.130	0.140	0.130	0.140	-7.14	1	319,000	41,470
Al Mustashar Bank	BMUI	1.000	1.000	1.000	1.000	1.000	1.000	1.000	0.00	1	354,115,226	354,115,226
Credit Bank	BROI	0.970	0.980	0.950	0.960	0.960	0.950	0.960	-1.04	12	13,853,545	13,273,439
Total Of Banks Sector										18	426,298,771	383,093,105
Insurance Sector												
Al -Hamraa Insurance	NHAM	0.950	0.950	0.950	0.950	0.900	0.950	1.000	-5.00	1	1,000,000	950,000
Total Of InsuranceSector										1	1,000,000	950,000
Services Sector												
Al-Ameen Estate Investmen	SAEI	2.700	2.700	2.620	2.680	2.640	2.690	2.800	-3.93	7	2,950,000	7,897,500
Total Of Services Sector										7	2,950,000	7,897,500
Industry Sector												
Fallujah for construction Ma	IFCM	3.550	3.550	3.550	3.550	3.550	3.550	3.550	0.00	1	158,386	562,270
Total Of Industry Sector										1	158,386	562,270
Total Of Non Regular										27	430,407,157	392,502,875

Undisclosed Platform Companies Bulletin (95)

Company Name	Code	opening Price	highest price	lowest price	Average price	Prev Average price	Closing Price	prev closing price	change (%)	No.of Trades	Traded Volume	Traded Value
Industry Sector												
Electronic Industries	IELI	0.750	0.750	0.750	0.750	0.740	0.750	0.740	1.35	1	10,000	7,500
Al-Hilal Industries	IHLI	0.980	0.980	0.980	0.980	0.980	0.980	0.980	0.00	6	6,540,000	6,409,200
Iraqi Carton Manufacturies	IICM	1.130	1.130	1.130	1.130	1.120	1.130	1.130	0.00	2	1,000,000	1,130,000
Modern Construction Mater	IMCM	0.600	0.600	0.600	0.600	0.620	0.600	0.620	-3.23	1	500,000	300,000
National Chemical &Plastic	INCP	1.850	1.860	1.850	1.860	1.860	1.860	1.860	0.00	3	1,774,661	3,293,369
Total Of Industry Sector										13	9,824,661	11,140,069
Total of un disclosed										13	9,824,661	11,140,069
Grand Total										391	1,028,750,022	1,074,303,685

Iraq Stock Exchange



Trading Session Tuesday 21/5/2024

Not Trading OTC

Company Name	Code	Previous Average price
Rabee Securities	FRSE	—
Karmal Brokerage	FKSX	10.000



Not Trading Bonds Bulletin

Bond type	Publish type	Code	last trading price	immortilize date
Banaa Bonds / million ID	First	CB10	1030000	10/12/2025
Banaa Bonds / million ID	second	CB20	964981	19/12/2025
Amara Bonds /500 thousand	First	CB25	—	9/10/2025
Amara Bonds /Million ID	First	CB30	984000	9/10/2027
Amara Bonds /500 thousand	Second	CB35	—	—
Amara Bonds /Million ID	Second	CB40	—	—
Amara Bonds /500 thousand	Third	CB45	—	—
Amara Bonds /Million ID	Third	CB50	—	—

Iraq Stock Exchange
Non Iraqis' Bulletin Tuesday May 21 2024
Regular Market



Non Iraqi Trading of Regular Market (Sell)

Company Names	Code	No.of trades	Traded Shares	Trading Volume
Telecommunication Sector				
Asia cell	TASC	26	15,000,000	140,533,248
Total Telecommunication sector		26	15,000,000	140,533,248
Grand Total		26	15,000,000	140,533,248

Iraq Stock Exchange non trading companies on Tuesday 21/5/2024

Company Names	Code	Previous Average Price	Closing Price
Banking Sector			
Cihan Islamic Bank	BCIH	2.200	2.200
Asia Al Iraq Islamic Bank	BAIB	0.900	0.900
Elaf Islamic Bank	BELF	0.470	0.470
National Islamic Bank	BNAI	0.620	0.620
United Bank	BUND	0.080	0.080
Mosul Bank For Investment	BMFI	0.180	0.180
Insurance Sector			
Al-Ameen for Insurance	NAME	0.600	0.600
Gulf Insurance	NGIR	0.400	0.400
Services Sector			
Rehab Karbala	HKAR	0.800	0.800
Al-Mosul for funfairs	SMOF	8.700	8.700
Al-Nukhba for construction	SNUC	0.670	0.700
Industry Sector			
Al -Khazer Road for Construction Material	IKHC	2.500	2.500
Iraqi For Tufted Carpets	IITC	15.000	15.000
Al-Kindi of Veterinary Vaccines	IKLV	1.700	1.700
Iraqi Engineering Works	IIEW	3.850	3.850
Modern Sewing	IMOS	10.490	10.490
Ready Made Clothes	IRMC	3.550	3.550
Hotels Sector			
Tourist Village of Mosul dam	HTVM	11.000	11.000
Babylon Hotel	HBAY	110.000	110.000
National for Tourist Investment	HNTI	10.770	10.770
Al-Mansour Hotel	HMAN	45.000	45.000
Agriculture Sector			
Modern for Animal Production	AMAP	0.450	0.450
Agricultural Products Meat	AIPM	4.750	23.250
Iraqi Agricultural Products	AIRP	22.100	24.000
Al-Ahlyia agricultural production	AAHP	0.950	0.950
Company Names	Code	Previous Average Price	Closing Price
Banks Sector			
World Islamic Bank	BWOR	1.000	1.000
Arabiya Islamic Bank	BAAI	1.000	1.000
Zain Al-Iraq Islamic Bank	BZII	0.340	0.340
Al-Qurtas Islamic Bank	BQUR	1.000	1.000
Arabiya Islamic Bank	BAAI	1.000	1.000
Al Janoob Islamic Bank Investment	BJAB	1.000	1.000
Ameen Al Iraq Islamic Bank	BAME	1.000	1.000
International Development Bank	BIDB	1.000	1.000
Al- Qabidh Islamic Bank	BQAB	0.240	0.240
Al Anssari Islamic Bank	BANS	1.000	1.000
Iraq Noor Islamic Bank	BINI	1.050	1.050
Erbil Bank	BERI	0.110	0.110
Trust International Islamic Bank	BTRU	0.750	0.750
Trans Iraq Bank for Investment	BTRI	0.740	0.740
AL- Mashreq al-Arabi Islamic Bank	BAMS	-	-
Region Trade Bank	BRTB	1.000	1.000
Erbil Bank	BERI	0.110	0.110
Insurance Sector			
Alahliya For Insurance	NAHF	0.330	0.330

Investment Sector			
AL-Zawraa for Financial Investment	VZAF	0.180	0.180
AL-Wiaam for Financial Investment	VWIF	0.310	0.350
AL-Ameen for Financial Investment	VAMF	1.000	1.000
Bain Al-Nahrain Financial Investment	VMES	0.900	0.900
Services Sector			
Ibdaa Al-Sharq Al-Awsat	SIBD	1.000	1.000
Industry Sector			
Baghdad for Packing Materials	IBPM	2.230	3.120
National Furniture Industries	IHFI	2.300	2.300
Modern chemical industries	IMCI	100.000	100.000
Hotels Sector			
Ashour Hotel	HASH	16.000	16.000
Agriculture Sector			
Al-Ribas for Poultry and Fodder	AREB	-	-
Company Names	Code	Previous Average Price	Closing Price
Banks Sector			
Babylon Bank	BBAY	0.080	0.080
Services Sector			
General Transportation	SIGT	0.950	0.950
AL-Badia for General Trans	SBAG	0.600	0.600
IndustrySector			
The Light Industries	ITLI	0.720	0.720
Investment Sector			
AL- Batek Investment	VBAT	0.380	0.380
Alkhair for financial Investment	VKHF	0.200	0.200
Hotels Sector			
Al-Sadeer Hotel	HSAD	28.000	28.000
Palestine Hotel	HPAL	23.000	23.000

Iraq Stock Exchange Suspended Companies

Al-Rajih Islamic Bank (BRAJ)	9/19/2021	The trading suspended for not produce the Annual disclosure for 2020 at closing price (1.000) ID.
North Bank (BNOR)	31/10/2022	The trading suspended by ISC decision at closing price (0.070) ID.

Iraq Stock Exchange News of listed companies Tuesday 21/5/2024

Companies News

Al-Ameen for Financial Investment (A)	General Assembly Meeting will be hold on Tuesday 28/5/2024 at the company to discuss financial statement of 2023 , discuss the deficit . Trading has been suspend on Thursday 23/5/2024 .
Ashur International Bank (BASH)	General Assembly Meeting will be hold on Wednesday 29/5/2024 at the Alriyada Station to discuss financial statement of 2022 , cash dividend, elect seven members of Administration council . Trading has been suspend on Sunday 26/5/2024 .
Al Janoob Islamic Bank Investment (B)	General Assembly Meeting will be hold on Saturday 1/6/2024 at the company to discuss financial statement of 2023 , cash dividend . Trading has been suspend on Tuesday 28/5/2024 .
Cihan Islamic Bank (BCIH)	General Assembly Meeting will be hold on Friday 7/6/2024 at the company to discuss increasing in company capital according to 55/ First . Trading has been suspend on Tuesday 4/6/2024 .
National Islamic Bank (BNAI)	General Assembly Meeting will be hold on Saturday 8/6/2024 at the company to discuss financial statement of 2023 , increasing in company capital from 301 billion to 351 billion according to 55/ First & second. Trading has been suspend on Tuesday 4/6/2024 .
Ibdaa Al-Sharq Al-Awsat (SIBD)	General Assembly Meeting will be hold on Tuesday 11/6/2024 at the Iraqi Middle East Bank to resign the Auditors and elect new one . Trading has been suspend on Thursday 6/6/2024 .
out of trading	
Babil Animal&vegetable Products (ABAP)	General Assembly Meeting will be hold on Sunday 19/5/2024 at the Al Jadriya to discuss financial statement of 2021,2022 , cash dividend , discuss the deficit Trading has been suspend on Thursday 7/12/2023 .
Iraqi Land Transport (SILT)	General Assembly Meeting will be hold on Wednesday 6/3/2024 at the Trade Ministry VIP Hall to resign the current board of Administration and elect new five board of Administration .Trading has been suspend on Sunday 3/3/2024.
Bank of Baghdad (BBOB)	General Assembly Meeting will be hold on Saturday 18/5/2024 at the Dijla Town to discuss financial statement of 2023 , cash dividend , increasing in company capital from 250 billion to 325 billion according to 55/ second . Trading has been suspend on Tuesday 14/5/2024 .
Al -Mansour Bank (BMNS)	General Assembly Meeting will be hold on Tuesday 21/5/2024 at the Al Alwiya Club to discuss financial statement of 2023 , cash dividend , increasing in company capital from 300 billion to 350 billion according to 55/First& second . Trading has been suspend on Thursday 16/5/2024 .